



News, analytics, advertising
of the feed and livestock industry



ANALYTICAL GUIDE

Information and analytical agency

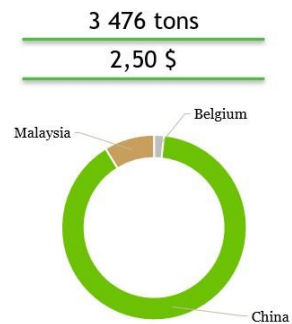
AMINO ACIDS
VITAMINS
ENZYMES
SOYBEAN MEAL

LIVESTOCK:
PORK
BEEF
POULTRY
MUTTON

ESSENTIAL OILS
HERBICIDES
PREMIXES
COMPOUND FEED

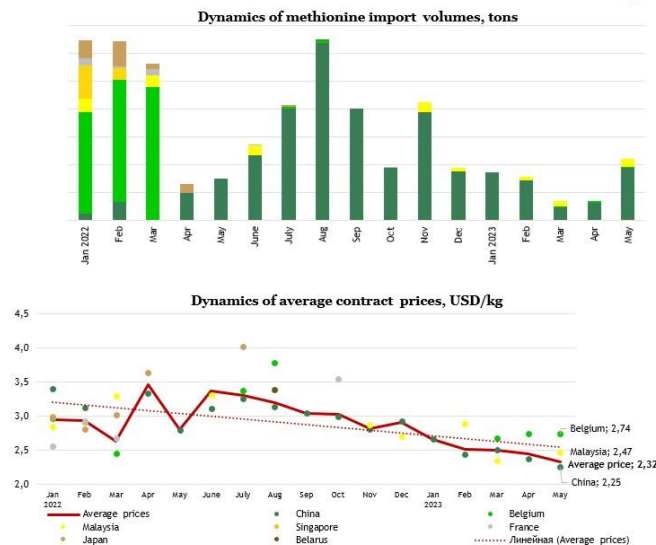


January-May 2023 г.

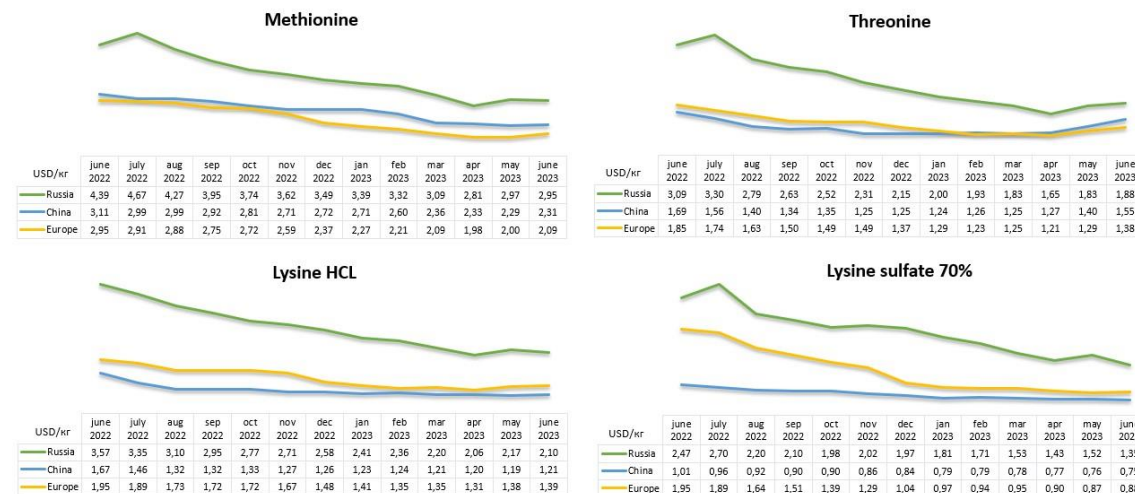


Analytical support

METHIONINE



PRICE DYNAMICS

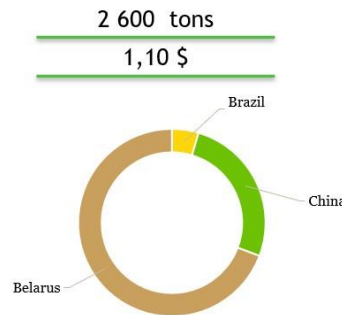


List of researched amino acids:

- ✓ Methionine
- ✓ Threonine
- ✓ Lysine HCL
- ✓ Lysine sulfate 70%
- ✓ Lysine sulfate 80%

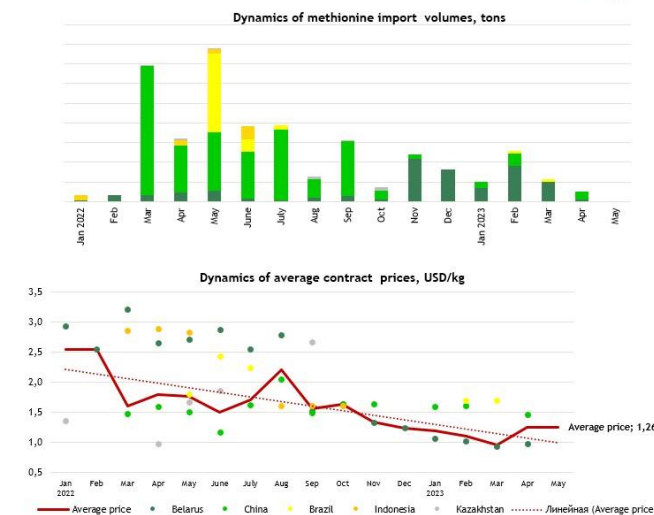
- ✓ Valine
- ✓ Tryptophan
- ✓ Betaine
- ✓ Arginine
- ✓ Isoleucine

January-May 2023 г.

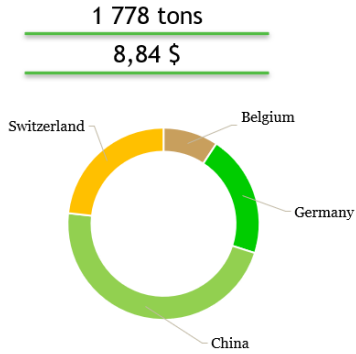


Analytical support

LYSINE SULFATE 70%



January-May 2023 г.



VITAMIN E50

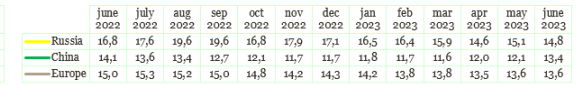


PRICE DYNAMICS

Vitamin B1



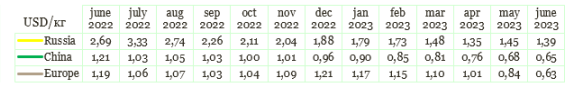
Vitamin B2



Vitamin B3



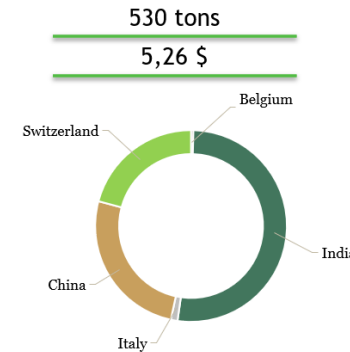
Vitamin B4 60%



List of researched vitamins:

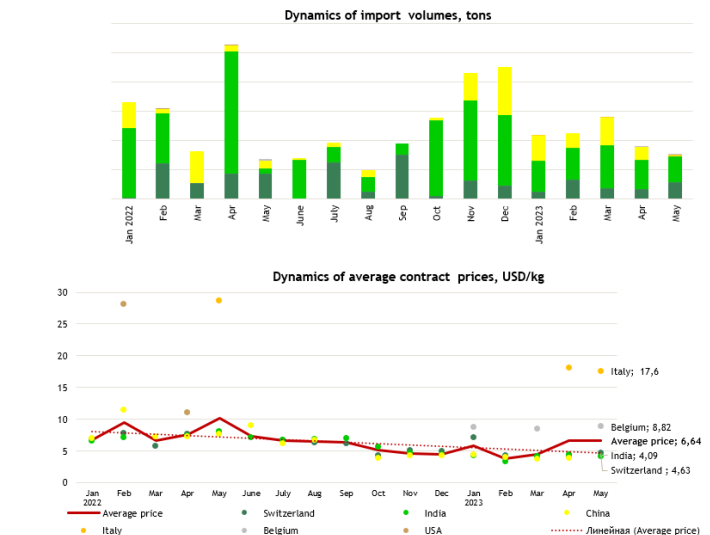
- ✓ Vitamin A1000
- ✓ Vitamin A500
- ✓ Vitamin D3
- ✓ Vitamin E
- ✓ Vitamin K3
- ✓ Biotin 2%
- ✓ Biotin 100%
- ✓ Vitamin C
- ✓ Vitamin B1
- ✓ Vitamin B2
- ✓ Vitamin B3
- ✓ Vitamin B4 50%
- ✓ Vitamin B4 60%
- ✓ Vitamin B4 70%
- ✓ Vitamin B4 75%
- ✓ Vitamin B5
- ✓ Vitamin B6
- ✓ Vitamin B9
- ✓ Vitamin B12 1%
- ✓ Vitamin B12 0.1%

January-May 2023 г.

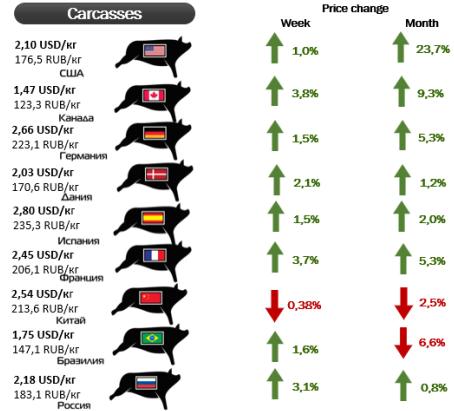


Analytical support

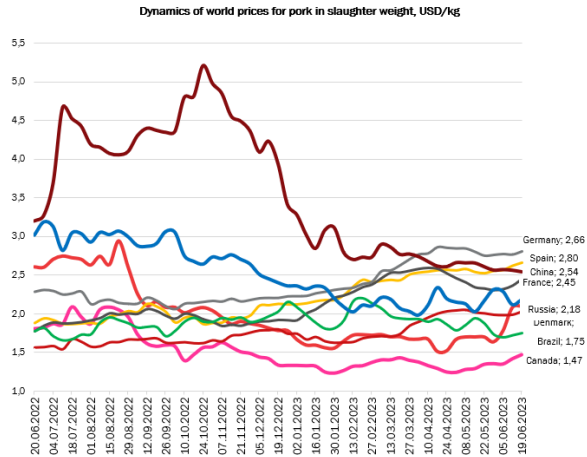
VITAMIN B3



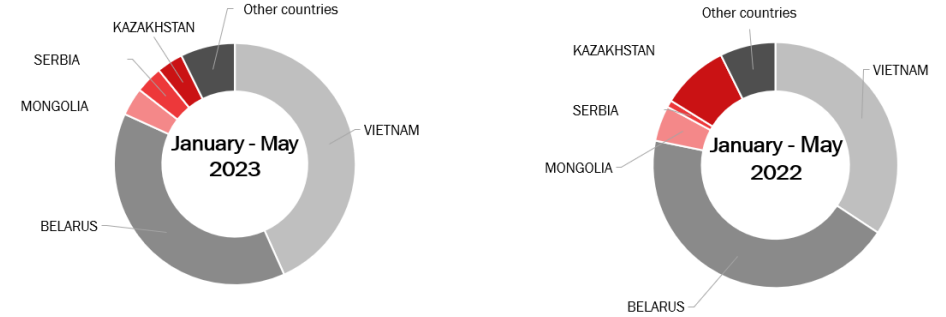
DYNAMICS OF WORLD PRICES



Analytical support

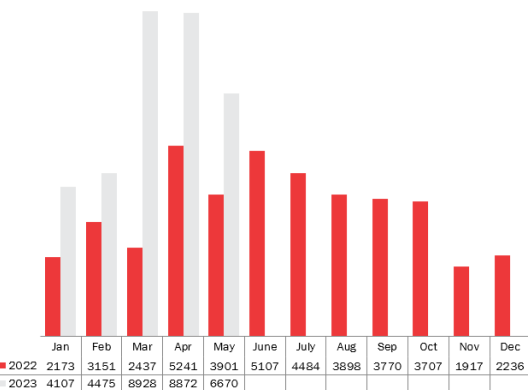


STRUCTURE OF EXPORTS FROM RUSSIA BY COUNTRIES

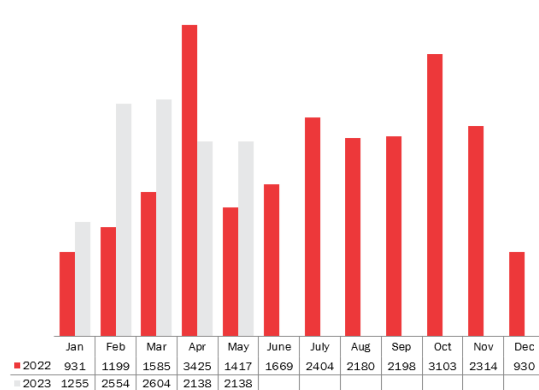


EXPORT DYNAMICS OF FROZEN PORK FROM RUSSIA

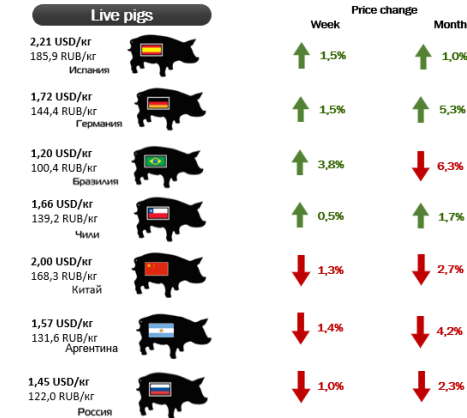
Dynamics of export of frozen pork (02032) from Russia abroad in 2022-2023, tons



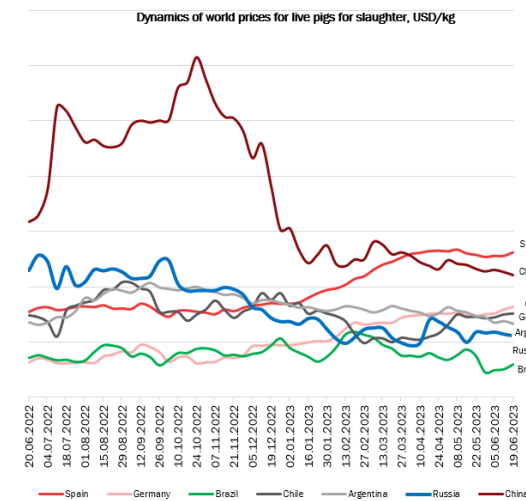
Dynamics of export of frozen pork (02032) from Russia to the countries of the Eurasian Economic Union in 2022-2023, tons



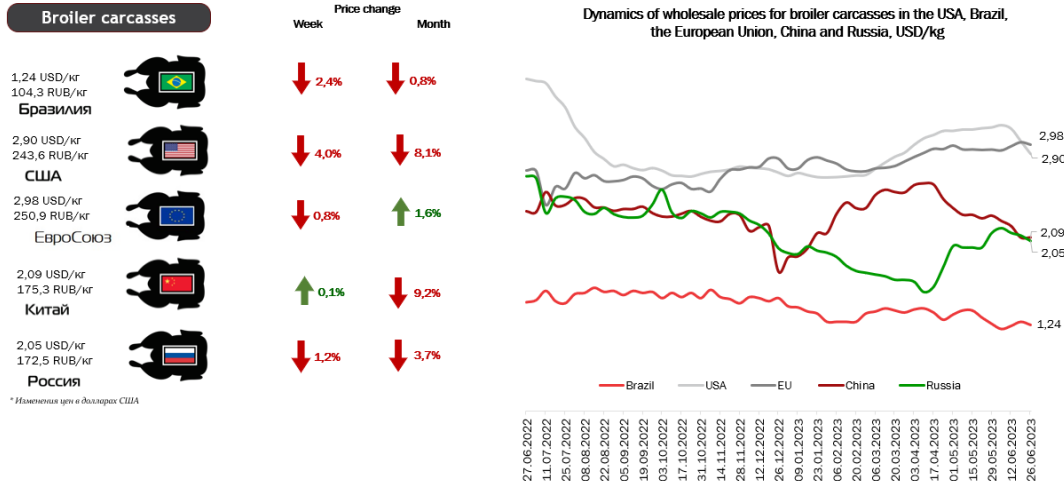
DYNAMICS OF WORLD PRICES



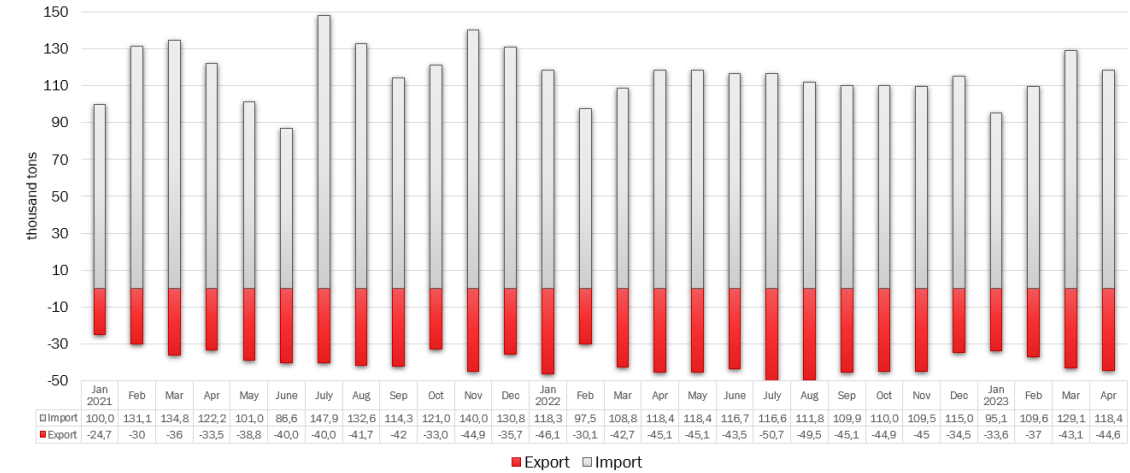
Analytical support



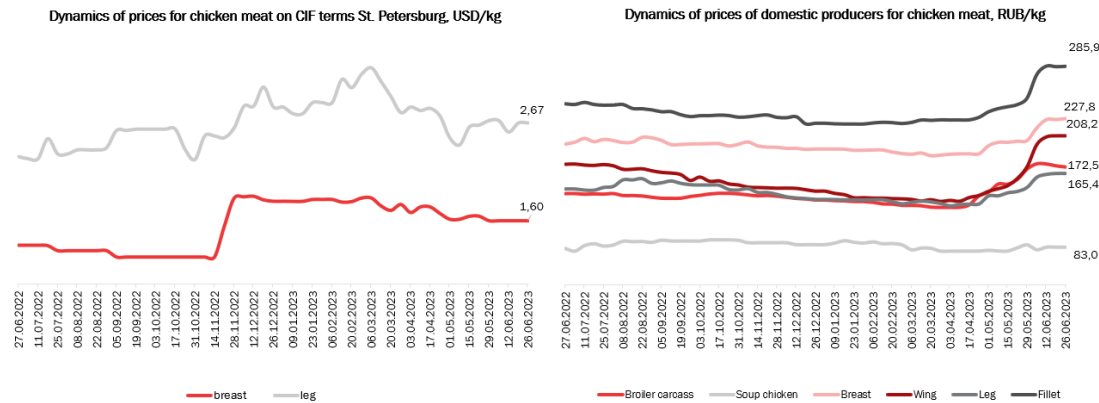
DYNAMICS OF WORLD PRICES FOR CHICKEN MEAT



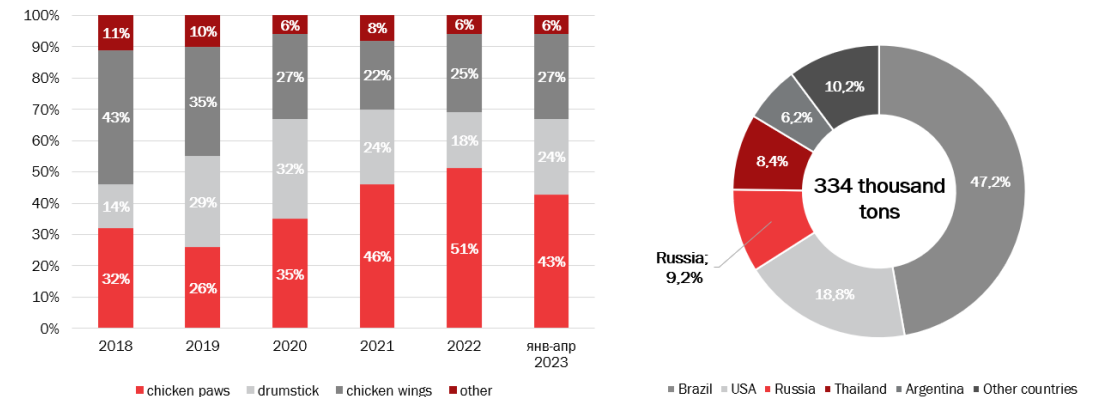
IMPORT AND EXPORT VOLUME OF CHICKEN MEAT IN CHINA IN 2021-2023



PRICES OF DOMESTIC PRODUCERS FOR CHICKEN MEAT




STRUCTURE OF CHICKEN MEAT IMPORTS IN CHINA BY TYPE OF PRODUCT AND COUNTRY



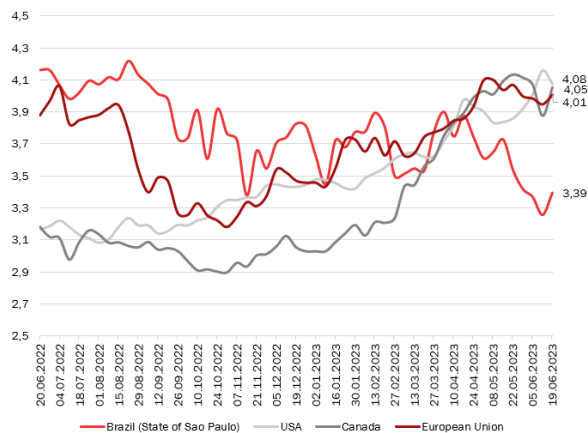
DYNAMICS OF WORLD PRICES

Live cattle



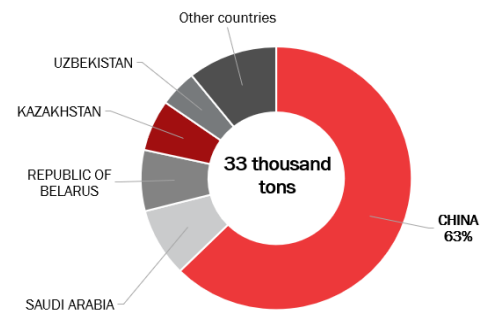
Price change
Week Month

Dynamics of world prices for livestock for slaughter, USD/kg



EXPORT BEEF FROM RUSSIA BEEF IMPORT TO CHINA 2022

Structure of exports of beef and beef by-products from Russia

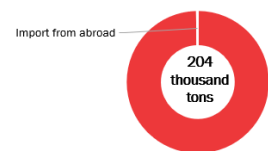


Beef imports to China in 2022, tons

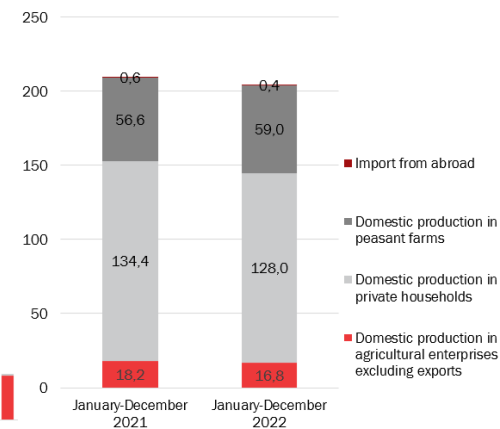
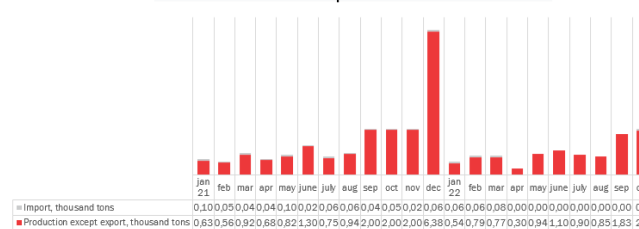
Countries	thousand tons	growth %
Brazil	1 105	29%
Argentina	488	6%
Uruguay	356	1%
New Zealand	206	8%
USA	162	24%
Australia	159	15%
Belarus	39,1	49%
Russia	20,1	3%

VOLUME OF THE RUSSIAN MARKET OF LAMB

The volume of the Russian lamb market in 2022 taking into account production in all categories of farms and import/export

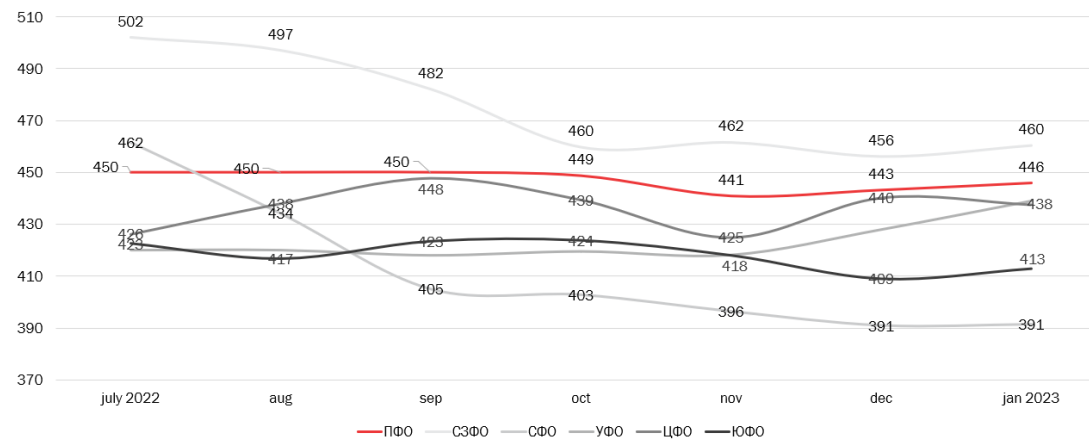


Market volume, taking into account the industrial production of lamb and imports from abroad



PRICES FOR LAMB MEAT IN RUSSIA

Dynamics of average supply prices for domestic mutton in half carcasses by federal districts of Russia, RUB/kg



MAIN PRODUCT SUPPLIERS IN 2022 TOP-10 COMPANIES RECEIVING IMPORTED PRODUCTS IN 2022

FEEDLOT

Structure of herbicide supplies to Russia in 2022, tons, thousand USD

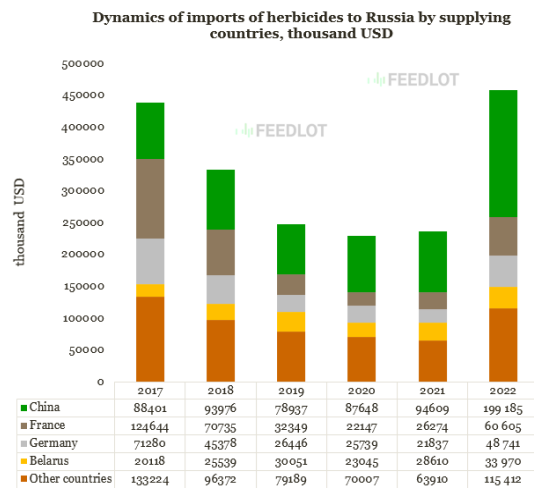
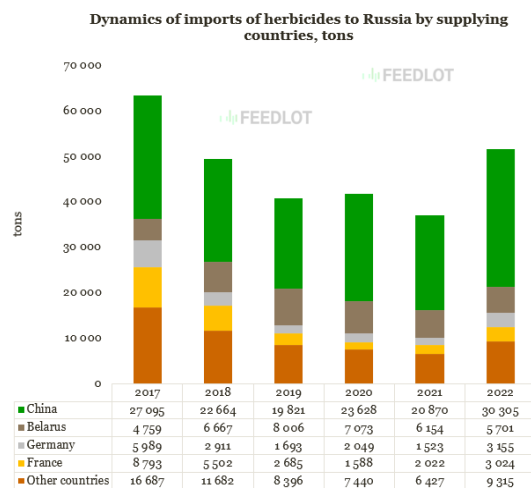
Importing country / company	tons	thousand USD
China	30 305	199 185
JIANGSU GOOD HARVEST - WEIEN AGROCHEMICAL CO., LTD.	5 640	36 952
SHANDONG WEIFANG RAINBOW CHEMICAL CO., LTD.	4 283	27 176
HONBOR CHEMICAL CO., LTD.	2 499	13 117
JIXIXIAN QINGFENG TIANYING BIOCHEMICAL CO., LTD	1 220	6 905
Прочие компании	16 663	115 035
Belarus	5 701	33 970
ЗАО "АВГУСТ-БЕЛ"	2 283	15 879
ООО "ФРАНДЕСА"	1 961	15 510
АО "ТРОДНОРАЙАГРОСЕРВИС"	1 103	529
Other companies	354	2 053

Top - 10 companies receiving imported products - herbicides in Russia in 2022, %

No	%
1	10%
2	9%
3	6%
4	6%
5	5%
6	5%
7	4%
8	4%
9	4%
10	4%

FEEDLOT

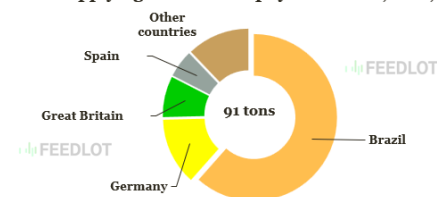
DYNAMICS OF HERBICIDE IMPORTS IN PHYSICAL AND VALUE TERMS IN 2017-2022



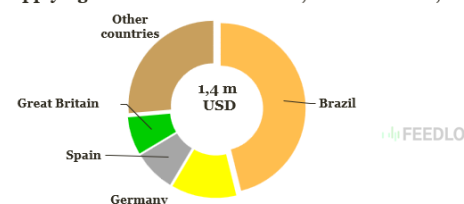
FEEDLOT

ANALYSIS OF IMPORT DELIVERIES IN 2022 OF ORANGE ESSENTIAL OIL

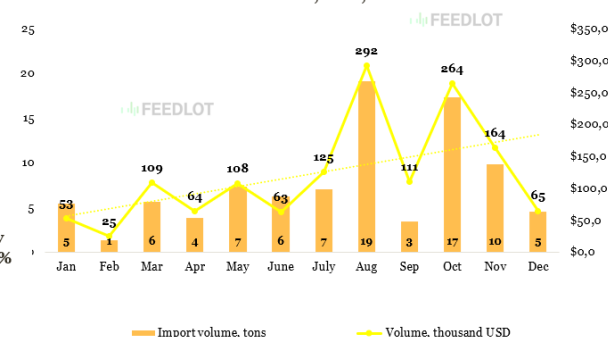
Imports of orange essential oil to Russia in 2022 by supplying countries in physical terms, tons, %



Imports of orange essential oil to Russia in 2022 by supplying countries in value terms, thousand USD, %

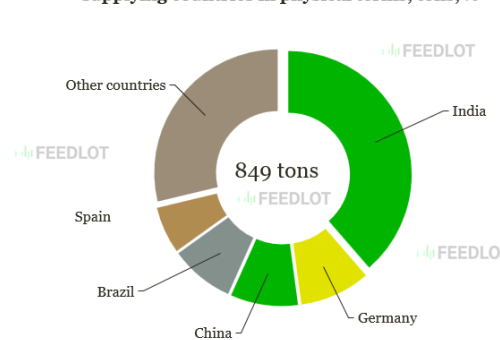


Dynamics of import supplies of orange essential oil to Russia in 2022, tons, thousand USD

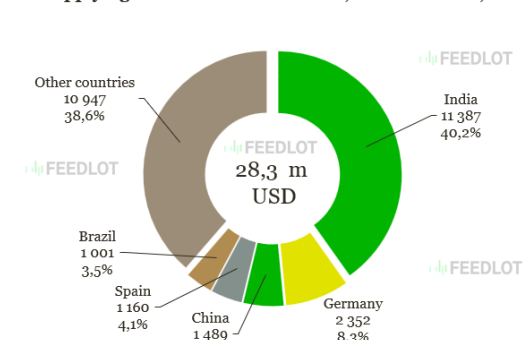


KEY COUNTRIES SUPPLIERING ESSENTIAL OILS TO RUSSIA IN 2022

Imports of essential oils to Russia in 2022 by supplying countries in physical terms, tons, %



Imports of essential oils to Russia in 2022 by supplying countries in value terms, thousand USD, %



FEEDLOT



News, analytics, advertising
of the feed and livestock industry

Information and analytical agency

Services:

- Release of analytical reports and studies
- Advertising support on various platforms: company websites, analytical reports, research, news articles
- News monitoring in Russia and abroad
- Search for clients in the Russian market

> 150 large
clients in
Russia and
abroad



Our clients of
analytical
services
=
Your potential
clients

We are read by
> 11 000 users
per month



Russia, Moscow



+7 (495) 649-62-88



info@feedlot.ru
info@emeat.ru

